

## Automated one-loop calculations: a proof of concept

This article has been downloaded from IOPscience. Please scroll down to see the full text article.

JHEP09(2009)106

(<http://iopscience.iop.org/1126-6708/2009/09/106>)

[The Table of Contents](#) and [more related content](#) is available

Download details:

IP Address: 80.92.225.132

The article was downloaded on 01/04/2010 at 13:41

Please note that [terms and conditions apply](#).

## Automated one-loop calculations: a proof of concept

---

**A. van Hameren,<sup>a</sup> C.G. Papadopoulos<sup>b</sup> and R. Pittau<sup>c</sup>**

<sup>a</sup>*The H. Niewodniczański Institute of Nuclear Physics, Polish Academy of Sciences,  
Radzikowskiego 152, 31-342 Cracow, Poland*

<sup>b</sup>*Institute of Nuclear Physics, NCSR Demokritos,  
15310 Athens, Greece*

<sup>c</sup>*Departamento de Física Teórica y del Cosmos,  
Centro Andaluz de Física de Partículas Elementales (CAFPE),  
Universidad de Granada, E-18071 Granada, Spain*

*E-mail:* [Andre.Hameren@ifj.edu.pl](mailto:Andre.Hameren@ifj.edu.pl), [costas.papadopoulos@cern.ch](mailto:costas.papadopoulos@cern.ch),  
[pittau@ugr.es](mailto:pittau@ugr.es)

**ABSTRACT:** An algorithm, based on the OPP reduction method, to automatically compute any one-loop amplitude, for all momentum, color and helicity configurations of the external particles, is presented. It has been implemented using the tree-order matrix element code `HELAC` and the OPP reduction code `CutTools`. As a demonstration of the potential of the current implementation, results for all sub-processes included in the 2007 Les Houches wish list for LHC, are presented.

**KEYWORDS:** NLO Computations, Hadronic Colliders, QCD, Standard Model

---

## Contents

<b>1</b>	<b>Introduction</b>	<b>1</b>
<b>2</b>	<b>One-loop amplitudes</b>	<b>3</b>
<b>3</b>	<b>Results</b>	<b>12</b>
<b>4</b>	<b>Summary and outlook</b>	<b>16</b>
<b>A</b>	<b>OneLoop for evaluating scalar loop integrals</b>	<b>17</b>

---

## 1 Introduction

The forthcoming LHC data will hopefully improve our current understanding of particle physics. The discovery of the Higgs particle will be of primary importance. Moreover, new particles and interactions are expected to be within reach. In order to be able to discover new physics, the precise description of multi-parton final states is necessary [1].

At the leading order in perturbation theory, many tools are already available that are able to simulate any scattering process involving up to several partons, among them Alpgen [2], MadEvent [3], Sherpa [4], HELAC-PHEGAS [5–8], WHIZARD [9]. These tools are highly automated and they have been widely used [10]. The advance of algorithms based on recursive equations [11–13] to calculate multi-parton scattering amplitudes as opposed to the traditional Feynman graph approach, has been proven a very important factor in order to build up fast and reliable computer codes.

At the next-to-leading order the situation is currently less advanced. At the conceptual level, one has to deal with an integration over the loop momentum which results to ultraviolet and infrared divergencies. Dimensional regularization [15, 16] is needed in order to produce meaningful results. The amplitude can be cast in the form of a linear combination of known scalar integrals [17] — boxes, triangles, bubbles and tadpoles — multiplied by coefficients that are rational functions of the external momenta and polarization vectors, plus a remainder which is also a rational function of the latter. At the practical level, one has to devise an efficient algorithm to calculate all these ingredients. Starting with the scalar integrals, the problem is considered solved: there exist several implementations, covering all cases of interest [18, 19]. We will also present such an implementation in appendix A. As far as the full one-loop amplitude is concerned the situation is less satisfactory for the moment. On the one hand there are tools, like MCFM [20], that are able to produce results at NLO accuracy, for specific scattering processes, based on analytic calculations. On the other hand the only automatic tool available for some time now was FeynCalc [21] and FormCalc [22]. These tools rely heavily on the use of computer

algebra programmes, notably `Mathematica`<sup>1</sup> and `FORM` [23], and are based on the traditional Passarino-Veltman [24–27] (PV) reduction of Feynman graphs, that are generated automatically (`FeynArts` [28] or `QGraf` [29]). In order to produce numerical results, tensor coefficients functions are calculated using `LoopTools` [30]. For processes with two particles in the final state, their performance is very satisfactory. For the time being five-point rank four is the highest available option. It should be noticed though that there exist several important calculations, that make use of these automatic packages such as `FeynArts`, `QGraf` and `FormCalc`, producing results with up to four particles in the final state [31–35], but for the moment no publicly available automatic tool exists. Recently a programme called `Golem` [36] has been presented, that it is also able to perform reduction of tensor integrals with up to six external legs. It will also provide an alternative to compute automatically one-loop amplitudes [37]. Alternatives to the PV reduction scheme relevant for our discussion have been also presented in the literature, including the van Oldenborgh-Vermaseren scheme [38] and the reduction at the integrand level technique [39, 40].

In a very different line of thinking, starting from the pioneering work of Bern, Dixon, Dunbar, and Kosower [41, 42], a new approach has been set forward, known under the name of unitarity approach. Unitarity has been proven very powerful in computing multi-parton amplitudes in QCD [43–45] that seemed to be impossible with the traditional Feynman graph approach. The reason is that within the unitarity approach, one-loop amplitudes may be calculated by using tree-order building blocks, that are either known analytically with very compact expressions, or can be evaluated using fast recursive equations. Nevertheless a systematic framework to develop a generic computation of any one-loop amplitude was missing, limiting the applicability of the method.

Few years ago, Britto, Cachazo and Feng [46, 47] made a very important discovery: introducing the so-called quadruple cut of one-loop amplitudes, they were able to reproduce directly, known results regarding the box coefficients. It was still unclear though how to get in a systematic way all the coefficients of the scalar integrals [48]. This problem has been first solved by Ossola, Papadopoulos and Pittau [49, 50] (OPP), who introduced a systematic framework, in order to calculate all coefficients of the scalar integrals (see also [51]), as well as the rational part of the integral originating from the reduction process of a four-dimensional numerator, called  $R_1$  in their approach. The part of the rational remainder that originates from the explicit dependence of the numerator function on the dimension of the loop momentum, called  $R_2$ , can be reproduced by counter-terms encoded in tree-like Feynman rules involving up to four fields [52]. Therefore, the OPP method provides a self-contained framework for the evaluation of the full one-loop amplitude. Ellis, Giele, Kunszt and Melnikov [53, 54] used the OPP reduction approach within the so-called generalized unitarity approach [46, 55–58] in order to get also the full rational part of the amplitude, paying the price to work with tree-amplitudes in higher dimensions.

The systematic extraction of all coefficients and of the rational term, opened the road for the construction of tools that are able to compute one-loop amplitudes with any number of particles. `BlackHat` [59] and `Rocket` [60] were the first tools to realize such a possibility: based on either on-shell recursive equations [61–63] or Berends-Giele ones, were able to

---

<sup>1</sup><http://www.wolfram.com/products/mathematica/index.html>.

compute multi-gluon one-loop primitive amplitudes with as many as 20 gluons in the final state. Primitive one-loop amplitudes with massless and massive quarks as well as electroweak bosons, were also added later [64, 65]. Moreover, realistic calculations of leading color NLO corrections to  $W + 3$  jets have been achieved recently [66, 67].

In this paper, we report on the development of a new algorithm based on the tree-order amplitude computation code `HELAC`[5, 6, 8] and the OPP reduction code `CutTools` [68]. Within this approach, it is shown how the full one-loop amplitude can be computed. Results for the full color and helicity summed squared matrix elements for (basically) all  $2 \rightarrow 4$  (sub-)processes included in the Les Houches wish list [1], are presented.

## 2 One-loop amplitudes

The one-loop  $n$ -particle amplitude, can schematically be decomposed in a sum over terms of the form ( $m_s = 1, \dots, n$ )

$$\sum_s \int \frac{\mu^{4-d} d^d \bar{q}}{(2\pi)^d} \frac{\bar{N}_s(\bar{q})}{\prod_{i=0}^{m_s-1} \bar{D}_{s_i}(\bar{q})}, \quad (2.1)$$

with  $d$ -dimensional denominators

$$\bar{D}_{s_i}(\bar{q}) = (\bar{q} + p_{s_i})^2 - m_{s_i}^2 \quad (2.2)$$

where  $\bar{q}$  is the loop momentum in  $d$  dimensions and  $\bar{N}_s(\bar{q})$  is the numerator calculated also in  $d$  dimensions.<sup>2</sup> The sum over  $s$  includes of course all terms with different loop-assignment structure: two structures may differ either trivially by the number of denominators or by the different flavor and momenta appearing in the denominators, as it will be further clarified below. In that sense a closed gluon, ghost or massless quark loop, for instance, with the same momentum flow, is considered as different structure, although the denominators are identical. For the highest number of denominators each loop-assignment structure (taken into account the flavor of the particles running in the loop) corresponds to a unique Feynman graph, but for  $m_s < n$  a collection of Feynman graphs with common loop-assignment structure should be understood.

It is a well known fact that when  $d \rightarrow 4$  limit is taken, the amplitude can be cast into the the form

$$\mathcal{A} = \sum_i d_i \text{Box}_i + \sum_i c_i \text{Triangle}_i + \sum_i b_i \text{Bubble}_i + \sum_i a_i \text{Tadpole}_i + R, \quad (2.3)$$

where Box, Triangle, Bubble and Tadpole refer to the well known scalar one-loop functions and  $R = R_1 + R_2$  is the so-called rational term.

The reduction of eq. (2.1) to eq. (2.3) is the first ingredient of any approach aiming in the calculation of virtual corrections. In the following we will follow the so called *reduction at the integrand level*, developed by Ossola, Papadopoulos and Pittau [49]. The main idea

---

<sup>2</sup>When speaking about numerator function, it should be kept in mind that it generally contains propagator denominators not depending on the loop momentum.

is that any numerator function (dropping for easiness of notation the reference to index  $s$ ) can be written as

$$\begin{aligned}
 N(q) = & \sum_{i_0 < i_1 < i_2 < i_3}^{m-1} \left[ d(i_0 i_1 i_2 i_3) + \tilde{d}(q; i_0 i_1 i_2 i_3) \right] \prod_{i \neq i_0, i_1, i_2, i_3}^{m-1} D_i \\
 & + \sum_{i_0 < i_1 < i_2}^{m-1} \left[ c(i_0 i_1 i_2) + \tilde{c}(q; i_0 i_1 i_2) \right] \prod_{i \neq i_0, i_1, i_2}^{m-1} D_i \\
 & + \sum_{i_0 < i_1}^{m-1} \left[ b(i_0 i_1) + \tilde{b}(q; i_0 i_1) \right] \prod_{i \neq i_0, i_1}^{m-1} D_i \\
 & + \sum_{i_0}^{m-1} \left[ a(i_0) + \tilde{a}(q; i_0) \right] \prod_{i \neq i_0}^{m-1} D_i \\
 & + \tilde{P}(q) \prod_i^{m-1} D_i.
 \end{aligned} \tag{2.4}$$

where now  $N(q)$  and  $D_i$  are the four-dimensional versions of  $\bar{N}(\bar{q})$  and  $\bar{D}_i(\bar{q})$ . The coefficients  $d, c, b$  and  $a$  appearing in eq. (2.4) are independent of the loop momentum and the same as the ones in eq. (2.3), whereas the new coefficients  $\tilde{d}, \tilde{c}, \tilde{b}, \tilde{a}$  and  $\tilde{P}(q)$ , called also spurious terms, are depending on the loop momentum and they integrate to zero.

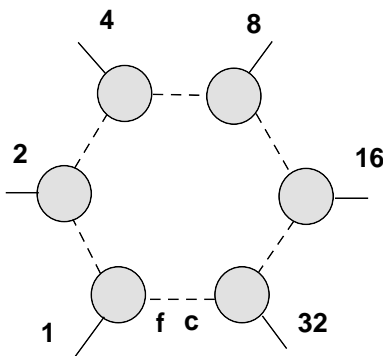
Depending on the reduction method used, the calculation of any one-loop amplitude is placed in a very different perspective. For instance eq. (2.4) can be solved in the *unitarity way* namely by computing the numerator functions for specific values of the loop momentum, that are solutions of equations of the form

$$D_i(q) = 0, \quad \text{for } i = 0, \dots, M - 1 \tag{2.5}$$

It is customary to refer to these equations as quadruple ( $M = 4$ ), triple ( $M = 3$ ), double ( $M = 2$ ) and single ( $M = 1$ ) cuts.

Calculating the numerator function for specific values of the loop momentum, opens the possibility to use *tree-level amplitudes* as building blocks. The reason is rather obvious: the numerator function is nothing but a sum of individual Feynman graphs with the given loop-assignment structure and as we will see in a while, it is part of a tree amplitude with  $n + 2$  particles. This is by itself a very attractive possibility, since one can use existing algorithms and tools that perform tree-order amplitude calculations, exploiting their automation, simplicity and speed. Indeed in the sequel we will describe how using HELAC, a programme that is capable to compute any tree-order amplitude, we can also compute *any one-loop amplitude*.

The existing public version of HELAC was the first implementation of the Dyson-Schwinger (DS) recursive equations for the full Standard Model. During initialization (first phase) HELAC performs a solution of the DS equations, expressing sub-amplitudes with  $k$  external particles, in terms of sub-amplitudes with  $k - 1, k - 2, \dots, 1$  external particles.



**Figure 1.** Typical exagon topology.

The solution is represented by a sequence of integer arrays, encoding the information that is needed for the calculation of each sub-amplitude. Since this information is the minimal required for the calculation of the full amplitude, once particle momenta are available, **HELAC** provides a fast and efficient tool to compute any scattering amplitude.

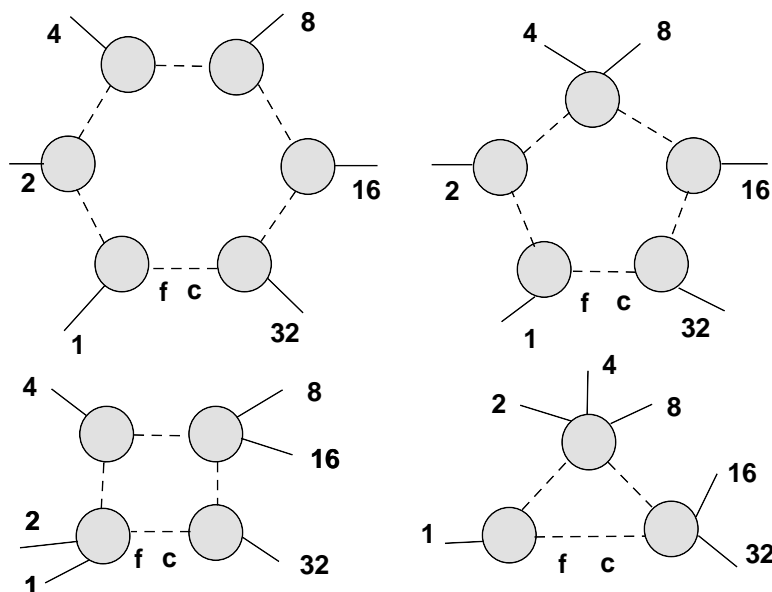
The idea to proceed to the one loop level is rather straightforward. The aim is to collect all contributions with a given loop-assignment structure. This will allow to calculate the corresponding numerator function  $N(q)$  in *four dimensions*. We will illustrate the procedure with a 6-particle amplitude.

The input of the calculation is as usual the flavor of the 6 external particles. In **HELAC** a binary representation will be used to order the external particles, called also level one sub-amplitudes. For instance in a 6-particle amplitude external momenta are labeled by the number 1, 2, 4, 8, 16 and 32. In the one-loop case, also the flavor of the allowed particles in the loop has to be taken into account as an input information. The first step is the construction of all topologically inequivalent partitions (i.e. permutations) of the external particles into the highest possible number of sets (blobs), namely 6 in our case. One such contribution is schematically represented as in figure 1.

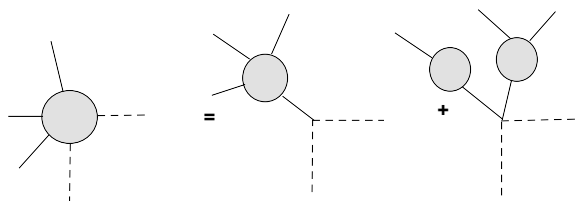
The labels **f** and **c** refers to the possible flavor and color of the internal particles. This construction will continue to include also pentagon-topologies, tetragon-topologies, triangle-topologies, and so on. A typical collection of possible contributions is given in figure 2. Concerning the loop-momentum flow in these constructions, the convention we have chosen is that it runs counterclockwise, and the loop-propagator connecting the blob that includes the particle number 1 and the last blob, is identified as  $\bar{D}_0(\bar{q})$ .

If for instance, the color degree of freedom is omitted (we will come back to this below), as is indeed the case for amplitudes involving colorless particles, the selection of all these contributions is enough for the calculation of the one-loop amplitude. To help the reader to understand the concept, the construction we have followed is equivalent to draw all possible one-loop Feynman graphs, and then collect them in sub-classes that are characterized by a common loop-assignment structure (after possible momentum shifts).

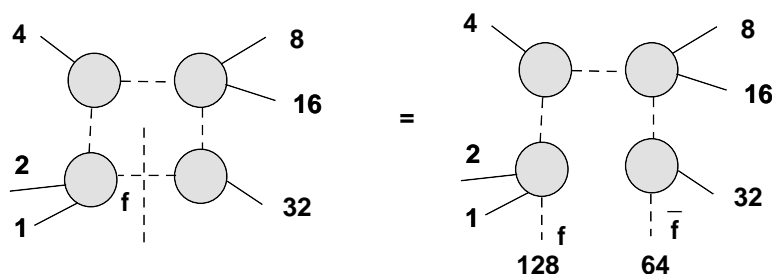
In practice now, each *numerator* contribution, will be calculated as part of the  $n + 2$  tree-order amplitude subject to the constraint that the attached blobs, will contain no



**Figure 2.** Typical exagon, pentagon, tetragon and triangle topologies.



**Figure 3.** Typical blob without internal loop propagators.



**Figure 4.** Relabeling of the ‘cut’ particles.

propagator depending on the loop momentum and no denominator will be used for the internal loop propagators, as depicted in figure 3. Cutting now the line connecting the blob containing the particle number 1 and the last blob, it is easy to see that we have nothing more than a part of the  $n + 2$  amplitude. The ‘cut’ particles with flavor  $f$ , will now acquire their usual numbering of external particles in HELAC, namely  $2^n$  and  $2^{n+1}$ , (64 and 128 for  $n = 6$ ), as represented in figure 4. HELAC will know how to reconstruct all information needed for the calculation and store it as a sequence of sub-amplitudes, exactly as in the tree-order calculation.



Up to now the construction is quite trivial, equivalent to a reorganization of all possible one-loop Feynman graphs in sub-classes with common loop-assignment structure. One important aspect though of the one-loop calculations is also the treatment of the color degrees of freedom. In HELAC the color connection representation is used. External quarks and anti-quarks are represented as usually by a color or anti-color index. Gluons are also represented by a pair of color/anti-color indices. This is achieved by multiplying the amplitude with a matrix in the fundamental representation  $t_{ij}^a$  and summing over the adjoint index  $a$  for all gluons. In this way any amplitude, with any number of gluons and quarks(anti-quarks) in any order of perturbation theory, can be represented as

$$\mathcal{M}_{j_1, j_2, \dots, j_k}^{i_1, i_2, \dots, i_k}$$

with  $i$  and  $j$  referring to color/anti-color indices, taking values from 1 to  $N_c$  for  $SU(N_c)$  ( $N_c = 3$  for QCD). If  $n_g$  is the number of gluons and  $n_q$  the number of quarks (equal also the number of anti-quarks) then  $k = n_g + n_q$ . Moreover the amplitude can now be decomposed as

$$\mathcal{M}_{j_1, j_2, \dots, j_k}^{i_1, i_2, \dots, i_k} = \sum_{\sigma} \delta_{i_{\sigma_1}, j_1} \delta_{i_{\sigma_2}, j_2} \dots \delta_{i_{\sigma_k}, j_k} A_{\sigma} \tag{2.6}$$

where the sum is running over all permutations  $\sigma_i$  of the set  $\{1, 2, 3, \dots, n_l\}$ . Using the Feynman rules described in ref. [6], HELAC calculates the color-stripped amplitudes  $A_{\sigma}$ . Namely for given flavor of external particles, HELAC generates all color connections, and for each one of them reconstruct the integer arrays allowing the calculation of all necessary sub-amplitudes compatible with the color connection under consideration. For instance for a 6-gluon tree-level amplitude, out of the 720 (=6!) color connections, HELAC automatically and correctly single out the 120 (=5!) that are non-zero. This is a mere fact of the Feynman rules [6].

The color summed matrix element squared is given by

$$\sum_{\{i\}, \{j\}} \left| \mathcal{M}_{j_1, j_2, \dots, j_k}^{i_1, i_2, \dots, i_k} \right|^2$$

which can be written also as

$$\sum_{\sigma, \sigma'} A_{\sigma}^* \mathcal{C}_{\sigma, \sigma'} A_{\sigma'}$$

where the color matrix  $\mathcal{C}_{\sigma, \sigma'}$  is defined by

$$\mathcal{C}_{\sigma, \sigma'} \equiv \sum_{\{i\}, \{j\}} \delta_{i_{\sigma_1}, j_1} \delta_{i_{\sigma_2}, j_2} \dots \delta_{i_{\sigma_k}, j_k} \delta_{i_{\sigma'_1}, j_1} \delta_{i_{\sigma'_2}, j_2} \dots \delta_{i_{\sigma'_k}, j_k}$$

In practice HELAC uses the following representation for the color connection: a gluon is represented by a two-element array  $(x, y)$ , incoming quarks (outgoing anti-quarks) with  $(x, 0)$  and outgoing quarks (incoming anti-quarks) with  $(0, y)$ . So for any process

$$(x_1, y_1) \dots (x_n, y_n)$$

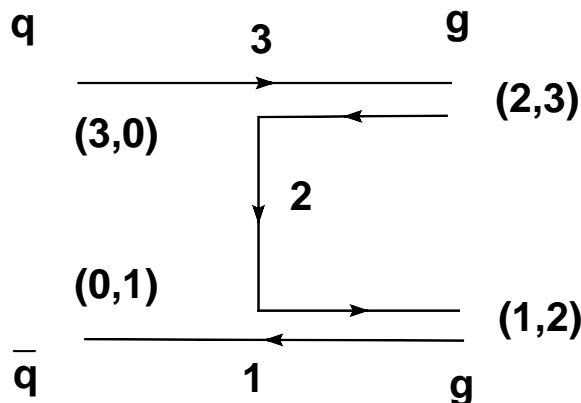


Figure 5. A possible color connection for  $q\bar{q} \rightarrow gg$ .

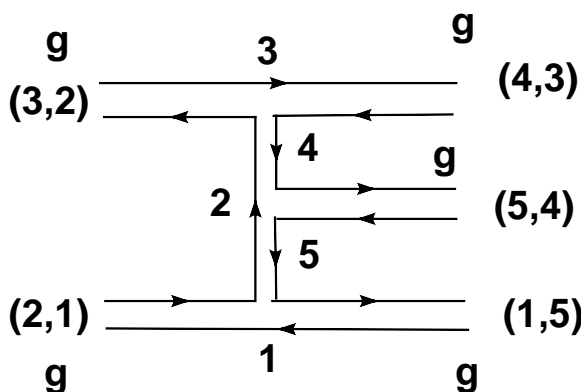


Figure 6. A possible color connection for  $gg \rightarrow ggg$ .

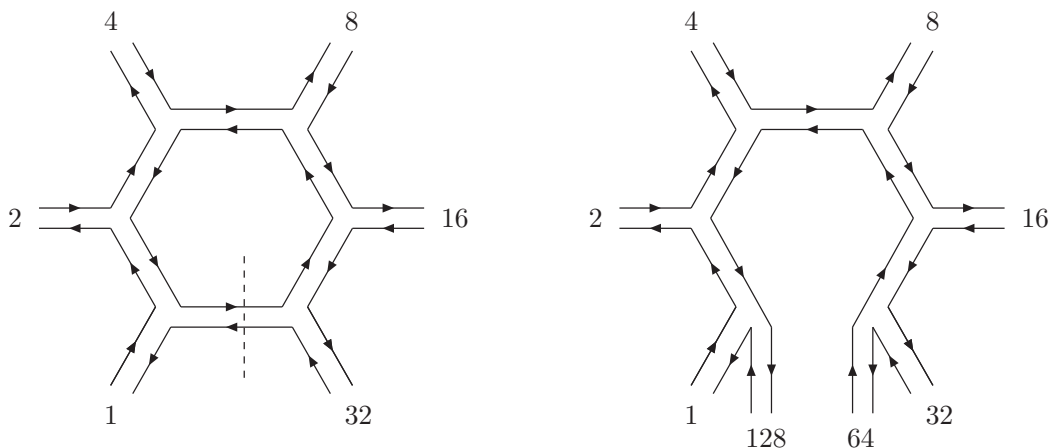
where  $y_i$  take the values  $\{1, 2, \dots, n_l\}$  if  $i$  is a gluon or an outgoing quark (incoming anti-quark) otherwise  $y_i = 0$ , whereas  $x_i$  take the values  $\{\sigma_1, \sigma_2, \dots, \sigma_{n_l}\}$  if  $i$  is a gluon or an incoming quark (outgoing anti-quark) otherwise  $x_i = 0$ . So for instance for a  $q\bar{q} \rightarrow gg$  process,  $n_l = 3$  and a possible color connection is given by  $(3,0)(0,1)(1,2)(2,3)$ , as in figure 5, whereas for  $gg \rightarrow ggg$ ,  $n_l = 5$  and a possible color connection is given by  $(2,1)(3,2)(4,3)(5,4)(1,5)$ , as depicted in figure 6.

As is evident the second element which corresponds to the anti-color index is always in the nominal order, whereas the first element which corresponds to the color index inherits the order of the permutation  $\sigma$ . The color matrix element is given by

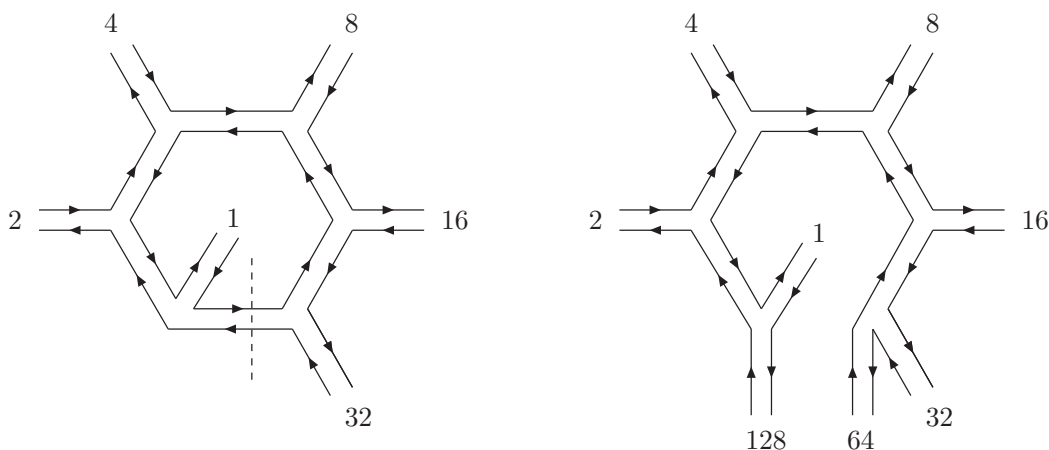
$$C_{\sigma,\sigma'} = N_c^{m(\sigma,\sigma')}$$

where  $m(\sigma,\sigma')$  count the number of common cycles of the two permutations.

The extension at the one-loop level is straightforward. Since after the one-particle cutting one has to deal with an  $n + 2$  tree-order matrix element, the *same Feynman rules apply* [6]. In a 6-gluon amplitude for example, with a color connection representation in HELAC  $(2,1) (3,2) (4,3) (5,4) (6,5) (1,6)$ , which is commonly referred as color-ordered or primitive or planar (see figure 7), the solution is quite obvious, with the mere addi-



**Figure 7.** A planar one-loop 6-gluon amplitude.



**Figure 8.** A non-planar 6-gluon amplitude.

tion of two more color lines  $(2,1)(3,2)(4,3) (5,4)(6,5)(7,6)(8,7)(1,8)$ , after the one-particle cutting. For an other color connection generated by a permutation of color indices according to eq. (2.6), namely  $(1,1)(3,2)(4,3)(5,4)(6,5) (2,6)$ , where the first gluon is color connected to itself, which is commonly referred as non-planar (see figure 8), the one-particle cutting results merely into a tree-order calculation with a different ordering, namely  $(8,1)(3,2)(4,3)(5,4)(6,5)(7,6)(1,7)(2,8)$ . Obviously, a relabeling of the color lines is necessary after the one-particle cutting, in order to keep the nominal order for anti-color indices, and this is what is done in this case. All possible color connections, as described in eq. (2.6), needed for the fully color summed squared matrix element, are treated in exactly the same way. For instance in the case of six-gluon one loop-amplitude including quark loops,  $6! = 720$  color connections are generated. For each color connection all subclasses with common loop-assignment structure are computed straightforwardly by HELAC, since after the one-particle cutting, an  $(n+2)$ -gluon,  $n$ -gluon+2-ghost or  $n$ -gluon+2-quark tree-order structure emerges, as explained so far.

HELAC second phase is synonymous of the ‘real’ computation of the amplitude, namely assigning a complex number to it. To this end the information on the external particle momenta should be provided. This is done by default, using the phase-space generator PHEGAS, but this is not exclusive. Once the momenta of the external particles are given, their polarizations are defined and therefore their wave functions are computed. At the tree order this is all we need, and the programme returns the value of the amplitude for each color connection. At the one-loop level though, slightly more steps are required. First of all, the numerator functions have to be analyzed by a reduction algorithm. To this end the programme `CutTools` is used. It returns, for each of the numerator function the corresponding cut-constructible and  $R_1$  contribution, fully interfaced to the scalar loop functions. For the scalar one-loop functions, two possible interfaces are available for the moment, namely `QCDLoop` [19] and `OneLoop`(appendix A). In order to compute the numerator function, the polarization vectors of the two extra ‘external’ particles, after the one-particle cut, are also calculated. Within the Feynman gauge for gauge bosons, the sum over four different (4-dimensional) polarizations, that satisfy  $\sum_i e_i^\mu e_i^\nu = g^{\mu\nu}$  is performed. Ghost particles are also included. Finally for fermions, four vectors in spinor space, satisfying  $\sum_i u_\alpha^{(i)} u_\beta^{(i)} = (\not{q} + m)_{\alpha\beta}$  are used.

Up to now we have described how HELAC and `CutTools` are able to compute the cut-constructible and  $R_1$  part of the rational term for *any amplitude* and for any *color connection*. It turns out that the calculation of the contribution to the so-called  $R_2$  part of the rational term is an even easier task. The reason is very simple: to calculate  $R_2$  part one has to calculate *tree-order contributions*, with given extra Feynman rules [69]. This is completely similar to the calculation of the counter-term contributions, needed in any case in order to obtain renormalized amplitudes. This task for HELAC is completely straightforward. All tree-order contributions, including only one of these extra vertices are also generated in the same format described so far. It is worth to emphasize at this point that the actual computation of  $R_2$  costs ‘nothing’ compared to the computation of the cut-constructible and  $R_1$  parts, as it is expected, being a fully tree-order computation.

On the same footing the ultra-violet (UV) counter-term contributions are included. At the present stage, with NLO QCD corrections in mind, the counter-term included in the same automatic way are: first the gauge-coupling and the wave function renormalization, which are trivially proportional to the tree-order amplitudes, and second the one related to the mass renormalization,  $\delta m$ . They give contributions both to the  $\epsilon^0$  and  $\epsilon^{-1}$  terms.

Finally, as part of the whole project to compute NLO QCD corrections, the infrared ‘counter-terms’ have been also included automatically. This is based on the formulae provided by Catani and Seymour [70] and Catani, Dittmaier and Trocsanyi [71] and cover the full range of interest. For the moment only the pole-parts of these formulae have been implemented in HELAC-1L. It is worth to emphasize that the color correlations have a natural interpretation within the color connection representation. Indeed the color correlation matrix, which accounts for the gluon emission from particle  $i$  and absorption from particle  $j$ , can be reconstructed as follows: taken any two color connections of the tree-order configuration,  $I = \{(x_k, y_k)\}_{k=1, \dots, n_l}$  and  $J = \{(x'_k, y'_k)\}_{k=1, \dots, n_l}$  we add to both an extra

gluon  $(x_{n_l+1}, y_{n_l+1})$  and  $(x'_{n_l+1}, y'_{n_l+1})$ , with the rules,  $x_{n_l+1} = x_i$ ,  $y_{n_l+1} = n_l + 1$  and replacing  $x_i = n_l + 1$ , and the same for  $x'_{n_l+1} = x'_i$ ,  $y'_{n_l+1} = n_l + 1$  and  $x'_i = n_l + 1$ . The same rules also apply for anti-colors, with an appropriate relabeling in order to comply with the nominal order in the anti-color indices. If we label the two new color connections with the extra gluon as  $I'$  and  $J'$  then the color-correlated matrix element is given by  $\mathcal{C}_{I,J}^{(i,j)} = \left( N_c^{m(I',J')} - \frac{1}{N_c} N_c^{m(I,J)} \right) p_{ij}$  with  $p_{ij} = -1$  if the emission is from the color line of particle  $i$  and the absorption from the anti-color line of particle  $j$  (and vice-versa) and  $p_{ij} = 1$  otherwise. In this way the integrated dipole counter-term is also included in the calculation in a fully automated way.

Summarizing the procedure to calculate one-loop amplitudes, fully automated, at this stage is as follows:

1. Construction of all numerator functions using **HELAC** format, namely minimal information for the calculation of all sub-amplitudes, within the  $n + 2$  tree-order matrix element. All flavors within the SM can be included either as external or internal (loop) particles. All particles can have arbitrary masses.
2. Each numerator function is reduced using **CutTools**. The cut-constructible and  $R_1$  part of the rational term is obtained.
3. Construction of all counter-term contributions needed for the calculation of  $R_2$  part of the rational part. At this stage of the implementation of our method, all extra  $R_2$ -vertices needed for NLO QCD calculations have been included.
4. Construction of all UV counter-term contributions needed to renormalize the amplitude.
5. Construction of all IR counter-term contributions needed to obtain a finite expression after the cancelation of the  $\epsilon^{-2}$  and  $\epsilon^{-1}$  poles.

As far as testing of our calculations is concerned, there are several tools in our disposal. The first is the Ward Identities test, whenever a massless gauge boson is present as external particle. Replacing the wave function with its momentum, one expects the answer to be nullified. This is a very powerful and useful test. The second is the cancelation of infrared poles. Having implemented in a fully automated way, the infrared poles of the amplitude based on the tree-level color-correlated matrix elements squared — the  $I(\epsilon)$  operator [70, 71] — we are able to test the reliability of our calculations.

We have also tested our results with results in the literature, whatever possible. More specifically results for 6-gluon amplitudes have been presented in [69]. Six-quark (massless) amplitudes have been checked also against unpublished numbers provided by the Golem group [36]. Unfortunately, many more results in the literature have been computed in the Conventional Dimensional Regularization (CDR) scheme, and therefore are not directly comparable to our results (apart from the  $1/\epsilon^2$  poles that have been trivially checked), unless the full  $I$  operator is implemented. We plan to continue with more tuned comparisons in the near future.

Finally, in order to better clarify possible common features or differences with other approaches, we would like to make the following remarks:

1. As far as the ‘classical’ way of doing one-loop computations is concerned there are two main differences concerning the reduction method used and the organization of the calculation. The PV-reduction, imposes the use of computer algebra programmes, in order to produce manageable expressions. We would like to emphasize that in our approach the whole setup is *purely numerical*. Moreover, calculating the integrand for specific values of the loop momentum, instead of manipulating products of momenta, Dirac matrices and metric tensors, gives us the possibility to use the tree-order matrix elements as building blocks. To the best of our knowledge, also the automation of the whole procedure becomes a much more simple task in our case.
2. The other commonly used approach is the unitarity one. As far as the reduction is concerned for the cut-constructible part of the amplitude, this is nowadays identical to our method. There is still a different way in the organization of the calculation. The first obvious difference is that in the unitarity approach the blobs attached to the loop contain the full contribution, whereas in our case we have split it in order to avoid the presence of denominators depending on the loop-momentum. This is not a matter of principle, but just a different bookkeeping. On the other hand the use of on-shell blobs, instead of DS equations, induces a summation over intermediate polarizations. In any case we believe that these differences are minor. For the moment the more obvious difference is related to the color treatment. As we have shown, all color connections for any scattering amplitude, are straightforwardly accessible within our framework.
3. Finally a more recent approach, named ‘generalized unitarity’ aims in unifying the computation of cut-constructible and rational terms. As far as the organization of the calculation is concerned, the remarks of the previous paragraph apply as well. As far as the reduction is concerned, we notice that in the ‘generalized unitarity’ case, more coefficients are needed in the expansion of the one-loop integrand, coming from the use of internal particles in higher dimensions, and the use of pentuple cuts. In contrast within our method all calculations are performed in four dimensions. Nevertheless, to our opinion, the relative merit of the two methods, has still to be judged within actual calculations. After all, as is usually the case, a hybrid of all different methods used so far, may at the end provide the optimal solution, not neglecting of course the possibility of new breakthroughs in the field.

### 3 Results

The current implementation allows to calculate any one-loop virtual matrix element, for all color and helicity configurations, with any external particle and with particles in the loop that can be either gluons (ghosts) or quarks of any flavor. Moreover the cut-constructible part can be obtained for any internal particle. When the rational counterterms for the full Standard Model will be implemented, then any one-loop amplitude will be obtainable. The calculation is done in a fully automatic way, and it is purely numerical.

In this section we will present indicative results for a given phase-space point, for subprocesses that basically exhaust the so called wish list given in ref. [1]. In all cases we use a fixed strong coupling  $g_{qcd} = 1$ , and a renormalization scale  $\mu = \sqrt{s}$ . The result refers to the squared matrix element, fully summed and averaged over colors and helicities, including all fermion loop contributions with  $N_f = 6$  flavors out of which five are considered as massless. Mass renormalization is also included in the result, both at order  $\epsilon^{-1}$  and  $\epsilon^0$ , according to the conventions of ref. [31]. The top-quark mass is taken  $m_{\text{top}} = 174$  GeV. An overall normalization factor is as usually considered

$$c_\Gamma = \frac{(4\pi)^\epsilon}{16\pi^2} \frac{\Gamma(1+\epsilon)\Gamma^2(1-\epsilon)}{\Gamma(1-2\epsilon)}$$

In all tables following below,  $I(\epsilon)$  represents the result as predicted by the color-correlated tree-order matrix elements [70, 71], including also the  $\epsilon^{-1}$  contributions of the coupling constant and wave function renormalizations. Therefore the  $I(\epsilon)$ -result should agree with that of HELAC-1L for  $\epsilon^{-2}$  and  $\epsilon^{-1}$ . Momenta are given in GeV and all results are in the 't Hooft-Veltman scheme [15]. The electroweak parameters are taken from the default values used by HELAC, namely

$$m_Z = 91.188 \text{ GeV}, \quad m_W = 80.419 \text{ GeV}, \quad \sin^2\theta_W = 1 - \frac{m_W^2}{m_Z^2}, \quad G_F = 1.1663910^{-5} \text{ GeV}^{-2}$$

whereas the electromagnetic coupling constant is given by

$$\alpha_{em} = \sqrt{2}G_F m_W^2 \sin^2\theta_W / \pi$$

$pp \rightarrow t\bar{t}b\bar{b}$			
	$\epsilon^{-2}$	$\epsilon^{-1}$	$\epsilon^0$
$u\bar{u} \rightarrow t\bar{t}b\bar{b}$			
LO: 2.201164677187727E-08			
HELAC-1L	-2.347908989000179E-07	-2.082520105681483E-07	3.909384299635230E-07
$I(\epsilon)$	-2.347908989000243E-07	-2.082520105665445E-07	
$g\bar{g} \rightarrow t\bar{t}b\bar{b}$			
LO: 8.279470201927128E-08			
HELAC-1L	-1.435108168334016E-06	-2.085070773763073E-06	3.616343483497464E-06
$I(\epsilon)$	-1.435108168334035E-06	-2.085070773651439E-06	

The momenta used to obtain the above result are

	$p_x$	$p_y$	$p_z$	$E$
$u(g)$	0	0	250	250
$\bar{u}(g)$	0	0	-250	250
$t$	12.99421901255723	-9.591511769543683	75.05543670827210	190.1845561691092
$\bar{t}$	53.73271578143694	-0.2854146459513714	17.68101382654795	182.9642163285034
$b$	-41.57664370692741	3.895531135098977	-91.94931862397770	100.9874727883170
$\bar{b}$	-25.15029108706678	5.981395280396083	-0.7871319108423604	25.86375471407044

$pp \rightarrow VV\bar{b}\bar{b}$ and $pp \rightarrow VV + 2$ jets			
	$\epsilon^{-2}$	$\epsilon^{-1}$	$\epsilon^0$
$u\bar{u} \rightarrow W^+W^-\bar{b}\bar{b}$			
LO: 2.338047130649064E-08			
HELAC-1L	-2.493916939359002E-07	-4.885901774740355E-07	-2.775787767591390E-07
$I(\epsilon)$	-2.493916939359001E-07	-4.885901774752593E-07	
$d\bar{d} \rightarrow W^+W^-\bar{b}\bar{b}$			
LO: 7.488889094766869E-09			
HELAC-1L	-7.988148367751314E-08	-1.564980279456171E-07	-4.246133560969201E-07
$I(\epsilon)$	-7.988148367751327E-08	-1.564980279456088E-07	
$gg \rightarrow W^+W^-\bar{b}\bar{b}$			
LO: 1.549794572435312E-08			
HELAC-1L	-2.686310592221201E-07	-6.078682316434646E-07	-5.519004727276688E-07
$I(\epsilon)$	-2.686310592221206E-07	-6.078682340168020E-07	

The momenta used to obtain the above result are

	$p_x$	$p_y$	$p_z$	$E$
$u(d, g)$	0	0	250	250
$\bar{u}(\bar{d}, g)$	0	0	-250	250
$W^+$	22.40377113462118	-16.53704884550758	129.4056091248114	154.8819879118765
$W^-$	92.64238702192333	-0.4920930146078141	30.48443210132545	126.4095336206695
$b$	-71.68369328357026	6.716416578342183	-158.5329205583824	174.1159068988160
$\bar{b}$	-43.36246487297426	10.31272528177322	-1.357120667754454	44.59257156863792

$pp \rightarrow b\bar{b}\bar{b}\bar{b}$			
	$\epsilon^{-2}$	$\epsilon^{-1}$	$\epsilon^0$
$u\bar{u} \rightarrow b\bar{b}\bar{b}\bar{b}$			
LO: 5.753293428094391E-09			
HELAC-1L	-9.205269484951069E-08	-2.404679886692200E-07	-2.553568662778129E-07
$I(\epsilon)$	-9.205269484951025E-08	-2.404679886707971E-07	
$gg \rightarrow b\bar{b}\bar{b}\bar{b}$			
LO: 1.022839601391910E-06			
HELAC-1L	-2.318436429821683E-05	-6.958360737366907E-05	-7.564212339279291E-05
$I(\epsilon)$	-2.318436429821662E-05	-6.958360737341511E-05	

The momenta used to obtain the above result are

	$p_x$	$p_y$	$p_z$	$E$
$u(g)$	0	0	250	250
$\bar{u}(g)$	0	0	-250	250
$b$	24.97040523056789	-18.43157602837212	144.2306511496888	147.5321146846735
$\bar{b}$	103.2557390255471	-0.5484684659584054	33.97680766420219	108.7035966213640
$b$	-79.89596300367462	7.485866671764871	-176.6948628845280	194.0630765341365
$\bar{b}$	-48.33018125244035	11.49417782256567	-1.512595929362970	49.70121215982584



	$\epsilon^{-2}$	$\epsilon^{-1}$	$\epsilon^0$
$pp \rightarrow V + 3 \text{ jets}$			
$u\bar{d} \rightarrow W^+ ggg$			
LO: 1.549794572435312E-08			
HELAC-1L	-1.995636628164684E-05	-5.935610843551600E-05	-6.235576400719452E-05
$I(\epsilon)$	-1.995636628164686E-05	-5.935610843566534E-05	
$u\bar{u} \rightarrow Z ggg$			
LO: 3.063540808788418E-07			
HELAC-1L	-7.148261887172997E-06	-2.142170009323704E-05	-2.233156062664144E-05
$I(\epsilon)$	-7.148261887172976E-06	-2.142170009540120E-05	
$d\bar{d} \rightarrow Z ggg$			
LO: 3.928598671772334E-07			
HELAC-1L	-9.166730234135451E-06	-2.747058642091093E-05	-2.903096999338673E-05
$I(\epsilon)$	-9.166730234135443E-06	-2.747058642093992E-05	

The momenta used to obtain the above result are

	$p_x$	$p_y$	$p_z$	$E$
$u$	0	0	250	250
$\bar{d}$	0	0	-250	250
$W^+$	23.90724239064912	-17.64681636854432	138.0897548661186	162.5391101447744
$g$	98.85942812363483	-0.5251163702879512	32.53017998659339	104.0753327455388
$g$	-76.49423931754684	7.167141557113385	-169.1717405928078	185.8004692730082
$g$	-46.27243119673712	11.00479118171890	-1.448194259904179	47.58508783667868

	$p_x$	$p_y$	$p_z$	$E$
$u$	0	0	250	250
$\bar{u}$	0	0	-250	250
$Z$	23.61417669184427	-17.43049377950531	136.3969887224391	166.6758570722832
$g$	97.64756491862407	-0.5186792583242352	32.13141045164495	102.7995306425180
$g$	-75.55653862694311	7.079283521688509	-167.0979575288833	183.5228437955060
$g$	-45.70520298352523	10.86988951614105	-1.430441645200695	47.00176848969281

$pp \rightarrow t\bar{t} + 2 \text{ jets}$			
	$\epsilon^{-2}$	$\epsilon^{-1}$	$\epsilon^0$
$u\bar{u} \rightarrow t\bar{t} g g$			
LO: 3.534870065372714E-06			
HELAC-1L	-6.127108113312741E-05	-1.874963444741646E-04	-3.305349683690902E-04
$I(\epsilon)$	-6.127108113312702E-05	-1.874963445081074E-04	
$g g \rightarrow t\bar{t} g g$			
LO: 1.599494381233976E-05			
HELAC-1L	-3.838786514961561E-04	-9.761168899507888E-04	-5.225385984750410E-04
$I(\epsilon)$	-3.838786514961539E-04	-9.761168898436521E-04	

The momenta used to obtain the above result are

	$p_x$	$p_y$	$p_z$	$E$
$u(g)$	0	0	250	250
$\bar{u}(g)$	0	0	-250	250
$t$	12.99421901255723	-9.591511769543683	75.05543670827210	190.1845561691092
$\bar{t}$	53.73271578143694	-0.2854146459513714	17.68101382654795	182.9642163285034
$g$	-41.57664370692741	3.895531135098977	-91.94931862397770	100.9874727883170
$g$	-25.15029108706678	5.981395280396083	-0.7871319108423604	25.86375471407044

As far as the speed is concerned, it is comparable with the results presented in [59, 60, 72]. For instance, for  $u\bar{u} \rightarrow b\bar{b}b\bar{b}$  we have 6 color connections and 12 helicity configurations, and the time per color connection and per helicity configuration varies between 100-200 msec for a typical public `lxplus` machine at CERN. For the fully summed result is of the order of 10 sec. We would like to emphasize though that this is only a measure of the efficiency of the current implementation of the algorithm and any extrapolation to a real calculation is to a very large extent misleading. The reason is that for a real calculation the integration over phase space will use the tree-order matrix-element squared for optimization, which is much cheaper in CPU time, along with a Monte-Carlo sampling over colors and helicities for the one-loop virtual corrections. Therefore the overall speed and efficiency should be assessed within this sampling approach. For instance, within helicity and color sampling approach, the time for  $u\bar{u} \rightarrow b\bar{b}b\bar{b}$  per event is reduced to 200 msec. Moreover in the re-weighting approach the virtual amplitude is calculated for a sample of tree-order un-weighted events, resulting to a speed-up factor of  $10^3$  compared to a straightforward Monte-Carlo integration of virtual corrections. The same is true for the numerical stability. Therefore we will postpone a detailed discussion for these subjects, when a full calculation for those processes, including the real corrections based on our current implementation will be performed. Needless to notice that improvements of the current implementation are under study, both in calculating the cut-constructible and  $R_1$  contributions in `CutTools`, as well as in using of `HELAC` at one loop.

## 4 Summary and outlook

In this paper we have presented an algorithm, fully automated, to evaluate any one-loop amplitude. We have implemented this algorithm using `HELAC` and `CutTools`. The current implementation supports any one-loop amplitude with any number and species of external particles, but with colored particles running in the loop: for the cut-constructible part even this last restriction does not apply. It is able to produce results for all color connections, therefore is not restricted to primitive amplitudes or large- $N_c$  approximation. Generic tests of the correctness of our results, include Ward Identities, and IR poles structure. We have also tested the full result against available calculations. In the near future we plan to use this implementation to perform realistic calculations for LHC processes, including real corrections within the dipole formalism [70, 73].

## Acknowledgments

We would like to thank T. Binoth and T. Reiter for providing us results on 6-quark amplitudes in order to cross check our code. We also thank the **BlackHat** collaboration for comparisons related to  $u\bar{d} \rightarrow W + ggg$  matrix elements. We would like also to thank M. Czakon, A. Denner, P. Draggiotis, A. Lazopoulos, P. Mastrolia and G. Ossola, for helpful discussions.

A.vH. and R.P. acknowledge the financial support of the ToK Program “ALGO-TOOLS” (MTKD-CD-2004-014319). Research was also partially supported by the RTN European Programme MRTN-CT-2006-035505 (HEPTOOLS, Tools and Precision Calculations for Physics Discoveries at Colliders). The research of R.P. was also supported by the MEC project FPA2008-02984.

## A OneL0op for evaluating scalar loop integrals

The program deals with all finite and IR-divergent scalar 4-point, 3-point, 2-point and 1-point functions for all relevant real mass combinations and all relevant regions of phase-space, and the IR-divergent cases are dealt with within dimensional regularization. The implementations of the IR-divergent scalar functions with all internal masses equal to zero are based on the formulas from [40, 74, 75]. The implementations of the IR-divergent scalar functions with non-zero internal masses are based on the formulas from [19, 31, 76–78]. The implementation of the finite 4-point scalar function is based on the formulas from [79], and the finite 3-point function is based on the formulas obtained from these by taking one of the masses to infinity. The 2-point scalar function, finally, is based on the formula as found in [25].

Some details worth mentioning are, firstly, that the IR-divergent 4-point functions have consistently been expressed in terms of the variables as defined in [79] for the finite 4-point function. These are

$$k_{ij} = \frac{m_i^2 + m_j^2 - (p_i - p_j)^2}{2m_i m_j} \tag{A.1}$$

where  $1 \leq i < j \leq 4$  and where  $p_i, m_i$  are the momentum and mass associated with propagator  $i$ . If one of the masses is zero, its appearance in the denominator is replaced by another scale, also as suggested in [79]. Furthermore, we used the variables  $r_{ij}$  defined in [79] such that

$$k_{ij} = r_{ij} + 1/r_{ij}, \tag{A.2}$$

essentially instead of the function  $K(z, m, m')$  used in [19, 77].

Secondly, formulas have been numerically stabilized as much as possible by expressing them in terms of the functions

$$\frac{\log(x)}{1-x}, \quad \frac{\text{Li}_2(1-x) - \text{Li}_2(1-y)}{x-y}, \tag{A.3}$$

and by using stable implementations of these.

In order to achieve the analytic continuation of the  $\text{Li}_2$ -function, we used the formula (B.3) from [77], also given in [19]. It can be formulated as follows: understanding the meaning of the formula

$$\log(z e^{2ni\pi}) = \log(z) + 2ni\pi \quad (\text{A.4})$$

for complex number  $z$  and integer  $n$ , the formula from [77] can be expressed as

$$\text{Li}_2(1 - z e^{2ni\pi}) = \text{Li}_2(1 - z) - 2ni\pi \left\{ \log(1 - z) + \theta(|z| - 1) [ni\pi + \log(z) - \log(-z)] \right\}. \quad (\text{A.5})$$

This formula tells us how to evaluate the  $\text{Li}_2$ -functions on different Riemann sheets. In order to evaluate  $\text{Li}_2(1 - z)$  when  $z$  is a product of several complex numbers, we should now keep track of the overall phase of this product. This can be conveniently achieved by writing complex numbers as

$$z = c(z) e^{n(z)i\pi} \quad (\text{A.6})$$

where  $n(z)$  is an integer, and  $c(z)$  is a complex number with a positive real part. For real numbers within an  $i\varepsilon$ -prescription we have

$$x + i\varepsilon \rightarrow |x| e^{\theta(-x)\text{sign}(\varepsilon)i\pi}. \quad (\text{A.7})$$

One can keep track of the overall phase by applying the multiplication rule

$$c(yz) = \text{sign}(\text{Re } c(y)c(z)) c(y)c(z) \quad (\text{A.8})$$

$$n(yz) = n(y) + n(z) + \theta(-\text{Re } c(y)c(z)) \text{sign}(\text{Im } c(y)). \quad (\text{A.9})$$

Notice that the step-function is only non-zero if  $\text{sign}(\text{Im } c(y)) = \text{sign}(\text{Im } c(z))$ . If the phase  $n$  of the final complex number at which the  $\text{Li}_2$ -functions has to be evaluated is odd, one should evaluate

$$\text{Li}_2\left(1 + c e^{(n+\text{sign}(\text{Im } c))i\pi}\right). \quad (\text{A.10})$$

Finally, we use, as suggested in [19], the more practical relation

$$\text{Li}_2(1 - z e^{2ni\pi}) + \text{Li}_2(1 - e^{-2ni\pi}/z) = -\frac{1}{2} (\log(z e^{2ni\pi}))^2$$

instead of eq. (A.5) when  $|z| > 1$ .

## References

- [1] NLO MULTILEG WORKING GROUP collaboration, Z. Bern et al., *The NLO multileg working group: summary report*, [arXiv:0803.0494](https://arxiv.org/abs/0803.0494) [SPIRES].
- [2] M.L. Mangano, M. Moretti, F. Piccinini, R. Pittau and A.D. Polosa, *ALPGEN, a generator for hard multiparton processes in hadronic collisions*, *JHEP* **07** (2003) 001 [[hep-ph/0206293](https://arxiv.org/abs/hep-ph/0206293)] [SPIRES].
- [3] F. Maltoni and T. Stelzer, *MadEvent: automatic event generation with MadGraph*, *JHEP* **02** (2003) 027 [[hep-ph/0208156](https://arxiv.org/abs/hep-ph/0208156)] [SPIRES].
- [4] T. Gleisberg et al., *SHERPA 1.α, a proof-of-concept version*, *JHEP* **02** (2004) 056 [[hep-ph/0311263](https://arxiv.org/abs/hep-ph/0311263)] [SPIRES].

- [5] A. Kanaki and C.G. Papadopoulos, *HELAC: a package to compute electroweak helicity amplitudes*, *Comput. Phys. Commun.* **132** (2000) 306 [[hep-ph/0002082](#)] [[SPIRES](#)].
- [6] A. Kanaki and C.G. Papadopoulos, *HELAC-PHEGAS: automatic computation of helicity amplitudes and cross sections*, [hep-ph/0012004](#) [[SPIRES](#)].
- [7] C.G. Papadopoulos, *PHEGAS: a phase space generator for automatic cross-section computation*, *Comput. Phys. Commun.* **137** (2001) 247 [[hep-ph/0007335](#)] [[SPIRES](#)].
- [8] A. Cafarella, C.G. Papadopoulos and M. Worek, *HELAC-PHEGAS: a generator for all parton level processes*, *Comput. Phys. Commun.* **180** (2009) 1941 [[arXiv:0710.2427](#)] [[SPIRES](#)].
- [9] W. Kilian, T. Ohl and J. Reuter, *WHIZARD: simulating multi-particle processes at LHC and ILC*, [arXiv:0708.4233](#) [[SPIRES](#)].
- [10] J. Alwall et al., *Comparative study of various algorithms for the merging of parton showers and matrix elements in hadronic collisions*, *Eur. Phys. J. C* **53** (2008) 473 [[arXiv:0706.2569](#)] [[SPIRES](#)].
- [11] F.A. Berends and W.T. Giele, *Recursive calculations for processes with  $n$  gluons*, *Nucl. Phys. B* **306** (1988) 759 [[SPIRES](#)].
- [12] F. Caravaglios and M. Moretti, *An algorithm to compute Born scattering amplitudes without Feynman graphs*, *Phys. Lett. B* **358** (1995) 332 [[hep-ph/9507237](#)] [[SPIRES](#)].
- [13] P. Draggiotis, R.H.P. Kleiss and C.G. Papadopoulos, *On the computation of multigluon amplitudes*, *Phys. Lett. B* **439** (1998) 157 [[hep-ph/9807207](#)] [[SPIRES](#)].
- [14] P.D. Draggiotis, R.H.P. Kleiss and C.G. Papadopoulos, *Multi-jet production in hadron collisions*, *Eur. Phys. J. C* **24** (2002) 447 [[hep-ph/0202201](#)] [[SPIRES](#)].
- [15] G. 't Hooft and M.J.G. Veltman, *Regularization and renormalization of gauge fields*, *Nucl. Phys. B* **44** (1972) 189 [[SPIRES](#)].
- [16] G. 't Hooft, *An algorithm for the poles at dimension four in the dimensional regularization procedure*, *Nucl. Phys. B* **62** (1973) 444 [[SPIRES](#)].
- [17] G. 't Hooft and M.J.G. Veltman, *Scalar one loop integrals*, *Nucl. Phys. B* **153** (1979) 365 [[SPIRES](#)].
- [18] G.J. van Oldenborgh, *FF: a package to evaluate one loop Feynman diagrams*, *Comput. Phys. Commun.* **66** (1991) 1 [[SPIRES](#)].
- [19] R.K. Ellis and G. Zanderighi, *Scalar one-loop integrals for QCD*, *JHEP* **02** (2008) 002 [[arXiv:0712.1851](#)] [[SPIRES](#)].
- [20] R.K. Ellis, *An update on the next-to-leading order Monte Carlo MCFM*, *Nucl. Phys. Proc. Suppl.* **160** (2006) 170 [[SPIRES](#)].
- [21] R. Mertig, M. Böhm and A. Denner, *FEYN CALC: computer algebraic calculation of Feynman amplitudes*, *Comput. Phys. Commun.* **64** (1991) 345 [[SPIRES](#)].
- [22] T. Hahn, *FormCalc 6*, [arXiv:0901.1528](#) [[SPIRES](#)].
- [23] J.A.M. Vermaseren, *New features of FORM*, [math-ph/0010025](#) [[SPIRES](#)].
- [24] G. Passarino and M.J.G. Veltman, *One loop corrections for  $e^+e^-$  annihilation into  $\mu^+\mu^-$  in the Weinberg model*, *Nucl. Phys. B* **160** (1979) 151 [[SPIRES](#)].

- [25] A. Denner, *Techniques for calculation of electroweak radiative corrections at the one loop level and results for W physics at LEP-200*, *Fortschr. Phys.* **41** (1993) 307 [[arXiv:0709.1075](#)] [[SPIRES](#)].
- [26] A. Denner and S. Dittmaier, *Reduction of one-loop tensor 5-point integrals*, *Nucl. Phys. B* **658** (2003) 175 [[hep-ph/0212259](#)] [[SPIRES](#)].
- [27] A. Denner and S. Dittmaier, *Reduction schemes for one-loop tensor integrals*, *Nucl. Phys. B* **734** (2006) 62 [[hep-ph/0509141](#)] [[SPIRES](#)].
- [28] T. Hahn, *Generating Feynman diagrams and amplitudes with FeynArts 3*, *Comput. Phys. Commun.* **140** (2001) 418 [[hep-ph/0012260](#)] [[SPIRES](#)].
- [29] P. Nogueira, *Automatic Feynman graph generation*, *J. Comput. Phys.* **105** (1993) 279 [[SPIRES](#)].
- [30] T. Hahn, *Automatic loop calculations with FeynArts, FormCalc and LoopTools*, *Nucl. Phys. Proc. Suppl.* **89** (2000) 231 [[hep-ph/0005029](#)] [[SPIRES](#)].
- [31] W. Beenakker et al., *NLO QCD corrections to  $t\bar{t}H$  production in hadron collisions*, *Nucl. Phys. B* **653** (2003) 151 [[hep-ph/0211352](#)] [[SPIRES](#)].
- [32] A. Denner, S. Dittmaier, M. Roth and L.H. Wieders, *Complete electroweak  $\mathcal{O}(\alpha)$  corrections to charged-current  $e^+e^- \rightarrow 4$  fermion processes*, *Phys. Lett. B* **612** (2005) 223 [[hep-ph/0502063](#)] [[SPIRES](#)].
- [33] S. Dittmaier, P. Uwer and S. Weinzierl, *NLO QCD corrections to  $t\bar{t}$  + jet production at hadron colliders*, *Phys. Rev. Lett.* **98** (2007) 262002 [[hep-ph/0703120](#)] [[SPIRES](#)].
- [34] S. Dittmaier, S. Kallweit and P. Uwer, *NLO QCD corrections to  $WW$ +jet production at hadron colliders*, *Phys. Rev. Lett.* **100** (2008) 062003 [[arXiv:0710.1577](#)] [[SPIRES](#)].
- [35] A. Bredenstein, A. Denner, S. Dittmaier and S. Pozzorini, *NLO QCD corrections to top anti-top bottom anti-bottom production at the LHC: 1. quark-antiquark annihilation*, *JHEP* **08** (2008) 108 [[arXiv:0807.1248](#)] [[SPIRES](#)].
- [36] T. Binoth, J.P. Guillet, G. Heinrich, E. Pilon and T. Reiter, *Golem95: a numerical program to calculate one-loop tensor integrals with up to six external legs*, [arXiv:0810.0992](#) [[SPIRES](#)].
- [37] T. Reiter, *Automated evaluation of one-loop six-point processes for the LHC*, [arXiv:0903.0947](#) [[SPIRES](#)].
- [38] G.J. van Oldenborgh and J.A.M. Vermaseren, *New algorithms for one loop integrals*, *Z. Phys. C* **46** (1990) 425 [[SPIRES](#)].
- [39] F. del Aguila and R. Pittau, *Recursive numerical calculus of one-loop tensor integrals*, *JHEP* **07** (2004) 017 [[hep-ph/0404120](#)] [[SPIRES](#)].
- [40] A. van Hameren, J. Vollinga and S. Weinzierl, *Automated computation of one-loop integrals in massless theories*, *Eur. Phys. J. C* **41** (2005) 361 [[hep-ph/0502165](#)] [[SPIRES](#)].
- [41] Z. Bern, L.J. Dixon, D.C. Dunbar and D.A. Kosower, *Fusing gauge theory tree amplitudes into loop amplitudes*, *Nucl. Phys. B* **435** (1995) 59 [[hep-ph/9409265](#)] [[SPIRES](#)].
- [42] Z. Bern, L.J. Dixon, D.C. Dunbar and D.A. Kosower, *One-loop n-point gauge theory amplitudes, unitarity and collinear limits*, *Nucl. Phys. B* **425** (1994) 217 [[hep-ph/9403226](#)] [[SPIRES](#)].
- [43] Z. Bern, L.J. Dixon and D.A. Kosower, *One loop corrections to five gluon amplitudes*, *Phys. Rev. Lett.* **70** (1993) 2677 [[hep-ph/9302280](#)] [[SPIRES](#)].

- [44] Z. Bern, L.J. Dixon and D.A. Kosower, *One-loop amplitudes for  $e^+e^-$  to four partons*, *Nucl. Phys. B* **513** (1998) 3 [[hep-ph/9708239](#)] [[SPIRES](#)].
- [45] Z. Bern, L.J. Dixon and D.A. Kosower, *One loop corrections to two quark three gluon amplitudes*, *Nucl. Phys. B* **437** (1995) 259 [[hep-ph/9409393](#)] [[SPIRES](#)].
- [46] R. Britto, F. Cachazo and B. Feng, *Generalized unitarity and one-loop amplitudes in  $N = 4$  super-Yang-Mills*, *Nucl. Phys. B* **725** (2005) 275 [[hep-th/0412103](#)] [[SPIRES](#)].
- [47] R. Britto, F. Cachazo, B. Feng and E. Witten, *Direct proof of tree-level recursion relation in Yang-Mills theory*, *Phys. Rev. Lett.* **94** (2005) 181602 [[hep-th/0501052](#)] [[SPIRES](#)].
- [48] R. Britto, E. Buchbinder, F. Cachazo and B. Feng, *One-loop amplitudes of gluons in SQCD*, *Phys. Rev. D* **72** (2005) 065012 [[hep-ph/0503132](#)] [[SPIRES](#)].
- [49] G. Ossola, C.G. Papadopoulos and R. Pittau, *Reducing full one-loop amplitudes to scalar integrals at the integrand level*, *Nucl. Phys. B* **763** (2007) 147 [[hep-ph/0609007](#)] [[SPIRES](#)].
- [50] G. Ossola, C.G. Papadopoulos and R. Pittau, *Numerical evaluation of six-photon amplitudes*, *JHEP* **07** (2007) 085 [[arXiv:0704.1271](#)] [[SPIRES](#)].
- [51] D. Forde, *Direct extraction of one-loop integral coefficients*, *Phys. Rev. D* **75** (2007) 125019 [[arXiv:0704.1835](#)] [[SPIRES](#)].
- [52] G. Ossola, C.G. Papadopoulos and R. Pittau, *On the rational terms of the one-loop amplitudes*, *JHEP* **05** (2008) 004 [[arXiv:0802.1876](#)] [[SPIRES](#)].
- [53] W.T. Giele, Z. Kunszt and K. Melnikov, *Full one-loop amplitudes from tree amplitudes*, *JHEP* **04** (2008) 049 [[arXiv:0801.2237](#)] [[SPIRES](#)].
- [54] R.K. Ellis, W.T. Giele, Z. Kunszt and K. Melnikov, *Masses, fermions and generalized  $D$ -dimensional unitarity*, [arXiv:0806.3467](#) [[SPIRES](#)].
- [55] Z. Bern and A.G. Morgan, *Massive loop amplitudes from unitarity*, *Nucl. Phys. B* **467** (1996) 479 [[hep-ph/9511336](#)] [[SPIRES](#)].
- [56] C. Anastasiou, R. Britto, B. Feng, Z. Kunszt and P. Mastrolia,  *$D$ -dimensional unitarity cut method*, *Phys. Lett. B* **645** (2007) 213 [[hep-ph/0609191](#)] [[SPIRES](#)].
- [57] R. Britto and B. Feng, *Unitarity cuts with massive propagators and algebraic expressions for coefficients*, *Phys. Rev. D* **75** (2007) 105006 [[hep-ph/0612089](#)] [[SPIRES](#)].
- [58] C. Anastasiou, R. Britto, B. Feng, Z. Kunszt and P. Mastrolia, *Unitarity cuts and reduction to master integrals in  $d$  dimensions for one-loop amplitudes*, *JHEP* **03** (2007) 111 [[hep-ph/0612277](#)] [[SPIRES](#)].
- [59] C.F. Berger et al., *An automated implementation of on-shell methods for one-loop amplitudes*, *Phys. Rev. D* **78** (2008) 036003 [[arXiv:0803.4180](#)] [[SPIRES](#)].
- [60] W.T. Giele and G. Zanderighi, *On the numerical evaluation of one-loop amplitudes: the gluonic case*, *JHEP* **06** (2008) 038 [[arXiv:0805.2152](#)] [[SPIRES](#)].
- [61] R. Britto, F. Cachazo and B. Feng, *New recursion relations for tree amplitudes of gluons*, *Nucl. Phys. B* **715** (2005) 499 [[hep-th/0412308](#)] [[SPIRES](#)].
- [62] Z. Bern, L.J. Dixon and D.A. Kosower, *Bootstrapping multi-parton loop amplitudes in QCD*, *Phys. Rev. D* **73** (2006) 065013 [[hep-ph/0507005](#)] [[SPIRES](#)].
- [63] C.F. Berger, Z. Bern, L.J. Dixon, D. Forde and D.A. Kosower, *Bootstrapping one-loop QCD amplitudes with general helicities*, *Phys. Rev. D* **74** (2006) 036009 [[hep-ph/0604195](#)] [[SPIRES](#)].

- [64] C.F. Berger et al., *One-loop multi-parton amplitudes with a vector boson for the LHC*, [arXiv:0808.0941](#) [[SPIRES](#)].
- [65] R.K. Ellis, W.T. Giele, Z. Kunszt, K. Melnikov and G. Zanderighi, *One-loop amplitudes for  $W + 3$  jet production in hadron collisions*, *JHEP* **01** (2009) 012 [[arXiv:0810.2762](#)] [[SPIRES](#)].
- [66] R.K. Ellis, K. Melnikov and G. Zanderighi, *Generalized unitarity at work: first NLO QCD results for hadronic  $W + 3$  jet production*, *JHEP* **04** (2009) 077 [[arXiv:0901.4101](#)] [[SPIRES](#)].
- [67] C.F. Berger et al., *Precise predictions for  $W + 3$  jet production at hadron colliders*, *Phys. Rev. Lett.* **102** (2009) 222001 [[arXiv:0902.2760](#)] [[SPIRES](#)].
- [68] G. Ossola, C.G. Papadopoulos and R. Pittau, *CutTools: a program implementing the OPP reduction method to compute one-loop amplitudes*, *JHEP* **03** (2008) 042 [[arXiv:0711.3596](#)] [[SPIRES](#)].
- [69] P. Draggiotis, M.V. Garzelli, C.G. Papadopoulos and R. Pittau, *Feynman rules for the rational part of the QCD 1-loop amplitudes*, *JHEP* **04** (2009) 072 [[arXiv:0903.0356](#)] [[SPIRES](#)].
- [70] S. Catani and M.H. Seymour, *A general algorithm for calculating jet cross sections in NLO QCD*, *Nucl. Phys. B* **485** (1997) 291 [*Erratum ibid.* **B 510** (1998) 503] [[hep-ph/9605323](#)] [[SPIRES](#)].
- [71] S. Catani, S. Dittmaier and Z. Trócsányi, *One-loop singular behaviour of QCD and SUSY QCD amplitudes with massive partons*, *Phys. Lett. B* **500** (2001) 149 [[hep-ph/0011222](#)] [[SPIRES](#)].
- [72] A. Lazopoulos, *Multi-gluon one-loop amplitudes numerically*, [arXiv:0812.2998](#) [[SPIRES](#)].
- [73] S. Catani, S. Dittmaier, M.H. Seymour and Z. Trócsányi, *The dipole formalism for next-to-leading order QCD calculations with massive partons*, *Nucl. Phys. B* **627** (2002) 189 [[hep-ph/0201036](#)] [[SPIRES](#)].
- [74] Z. Bern, L.J. Dixon and D.A. Kosower, *Dimensionally regulated pentagon integrals*, *Nucl. Phys. B* **412** (1994) 751 [[hep-ph/9306240](#)] [[SPIRES](#)].
- [75] G. Duplancic and B. Nizic, *Dimensionally regulated one-loop box scalar integrals with massless internal lines*, *Eur. Phys. J. C* **20** (2001) 357 [[hep-ph/0006249](#)] [[SPIRES](#)].
- [76] W. Beenakker, H. Kuijf, W.L. van Neerven and J. Smith, *QCD corrections to heavy quark production in  $p\bar{p}$  collisions*, *Phys. Rev. D* **40** (1989) 54 [[SPIRES](#)].
- [77] W. Beenakker and A. Denner, *Infrared divergent scalar box integrals with applications in the electroweak standard model*, *Nucl. Phys. B* **338** (1990) 349 [[SPIRES](#)].
- [78] E.L. Berger, M. Klasen and T.M.P. Tait, *Next-to-leading order SUSY-QCD predictions for associated production of gauginos and gluinos*, *Phys. Rev. D* **62** (2000) 095014 [[hep-ph/0005196](#)] [[SPIRES](#)].
- [79] A. Denner, U. Nierste and R. Scharf, *A compact expression for the scalar one loop four point function*, *Nucl. Phys. B* **367** (1991) 637 [[SPIRES](#)].